

# Etat de l'Art des Forges Logicielles

*Usages collaboratifs*

*et*

*Panorama*

## Où héberger mon code?

Claire Mouton - CREATIS, Lyon, France

[claire.mouton@creatis.insa-lyon.fr](mailto:claire.mouton@creatis.insa-lyon.fr)

# Qu'est-ce qu'une forge?

---

# Qu'est-ce qu'une forge?

---

Une forge ou **plate-forme d'hébergement de projets logiciels** désigne un **environnement Web** constitué d'un ensemble d'outils du travail coopératif et du génie logiciel pour le **développement collaboratif et distribué de logiciels**.

Une Forge a plusieurs facettes :

- Un **portail** communautaire
- Un outil de **gestion de projets**
- Un **environnement de développement** collaboratif
- Un **site** pour une communauté

# Contenu d'une Forge

---

## Services aux projets potentiellement disponibles

- Système de **gestion de version** des sources :  
CVS / SVN / Git / Mercurial / Bazaar / Darcs
- **Trackers** : demandes de fonctionnalités, suivi des bugs, gestion des tâches
- Livraisons (fichiers, packages)
- **Intégration continue**
- Gestion des documents, **Wiki**
- Autres services aux projets
  - Forums
  - Listes de discussion
  - Sondages, news
  - Administration : gestion des membres, des services associés

# Panorama des forges

---

# Panorama des forges

---

## A. Services **en ligne** d'hébergement de projets

## B. Logiciels intégrés pour **déployer sa forge**

Déployer sa propre plate-forme pour gagner en indépendance moyennant un coût d'installation, de configuration, d'administration et de maintenance

# Panorama des forges

---

## A. Services **en ligne** d'hébergement de projets

- [GitHub](#) (propriétaire, réseau social, compte gratuit pour projet de logiciel libre, dépôts privés payants, intégration continue externe (Travis CI, Appveyor), code review, pull request, rendu des notebooks Jupyter)
- [GitLab.com](#) Enterprise Edition (propriétaire, nombre illimitée de dépôts et collaborateurs, gratuit pour dépôts privés et publics, Git LFS, intégration continue intégrée, code review, pull request)
- [Bitbucket](#) (propriétaire, gratuit jusqu'à 5 utilisateurs, Git LFS, pas d'intégration continue, code review, pull request, pas de recherche en ligne sur le code)
- [Framagit](#) (Framasoft, instance libre de GitLab)
- [Pikacode](#) (instance de Gogs, gratuit pour dépôts publics et privés, en France (serveur hébergé par OVH)!)

# Panorama des forges

## B. Logiciels intégrés pour **déployer sa forge**

- Uniquement Git :
  - [GitLab](#) Community Edition (alternative open source à GitHub, intégration continue, Git LFS, LDAP)
  - [Gogs](#) (Go Git Service, alternative légère à GitHub (pas de code review / intégration continue), moindre besoin de ressources, facile à installer, rapide) [Demo site](#). Fork plus dynamique : Gitea.
- Multi-logiciel de versionning :
  - [FusionForge](#) (Git, Hg, SVN, reprise du code sous GPL de Gforge, descendant de SourceForge)
  - [Phabricator](#) (Git, Hg, SVN, collection d'applications web open source, intégration continue)
  - [Redmine](#) (gestion de projet complète, pas de gestion des tests intégrée, interfaçable à Jenkins)
  - [Tuleap](#) (libre, Git, SVN, outils agiles (Kanban, Scrum), revue de code (Gerrit), intégration continue (interfaçable à Jenkins et Hudson))
  - [Bitbucket server](#) (commercial)
  - [Rhodecode](#) Community / Enterprise Edition (open-source/propriétaire, Git, Hg, SVN, fork, pull request, code review, LFS, interfaçage serveur intégration continue, ni wiki ni bug tracker intégré, rendu des notebooks Jupyter)
  - [Kallithea](#) (libre, Git et Hg, version 0.3.2 en mai 2016, issu du logiciel RhodeCode payant, pull request, code review, pas de bug tracker intégré)



# Quelques comparaisons

## Public Git hosting sites

Here are some places that provide free Git hosting. Check on [GitServer](#) if you want to host your own repository.

List is limited to sites that provide explicit Git hosting, not including generic hosting sites that can be used to host Git repositories.

Provider	Framework is open-source?	Support for other SCM	Open-source repositories	Space (GB)	Free private repositories
<a href="#">Assembla</a>	No	SVN/Hg/P4	Yes	0.15	1 project, 3 users
<a href="#">Beanstalk</a>	No	SVN	No	0.1	1 projects, 1 user
<a href="#">bitbucket.org</a>	No	Mercurial	Yes	Unlimited	Unlimited projects, 5 collaborators
<a href="#">Codetidy</a>	No	No	No	0.1	5 repositories, 5 collaborators
<a href="#">Codebase</a>	No	Mercurial/SVN	Public access available	0.05	1 project (unlimited repos), 2 collaborators
<a href="#">CloudForge</a>	No	CVS/SVN	Yes	0.2	1 user only
<a href="#">Deveo</a>	No	Mercurial/SVN	No	Unlimited	Unlimited projects, 6 collaborators
<a href="#">GitEnterprise</a>	No	No	No	1	Unlimited projects, 10 collaborators
<a href="#">GitHub</a>	No	SVN	Yes	Unlimited	No
<a href="#">GitLab.com</a>	Yes	No	Yes	Unlimited	Unlimited projects, unlimited collaborators
<a href="#">Pikacode</a>	No	Mercurial	Yes	1	No
<a href="#">ProjectLocker</a>	No	SVN	Read-only http	0.2	1 project, 2 collaborators
<a href="#">repo.or.cz</a>	Yes	No	Yes	0.4	No
<a href="#">RocketGit</a>	Yes	No	Yes	Unlimited	Unlimited
<a href="#">SourceForge.net</a>	Yes	Hg, SVN	Yes	Unlimited	No
<a href="#">Unfuddle</a>	No	SVN	Yes	0.2	1 project, 2 collaborators
<a href="#">Visual Studio Online</a>	No	TFVC	No	Unlimited	Unlimited, 5 users

# Quelques comparaisons

Name	Code review	Bug tracking	Web hosting	Wiki	Translation system	Shell server	Mailing List	Forum	Personal branch	Private branch	Announce	Build system	Team	Release Binaries	Self-hosting
Alioth	No	Yes	Yes	No	No	Yes	Yes	Yes	Yes	Yes	Yes	No	No	Unknown	Yes
Assembla	Yes <sup>[21]</sup>	Yes	Yes	Yes	Yes	No	No	No	Yes	Yes <sup>[22]</sup>	Yes	Yes	Yes	Unknown	No
Bitbucket	Yes <sup>[23]</sup>	Yes <sup>[n 1]</sup>	Yes <sup>[24]</sup>	Yes	No	No	No	No	Yes	Yes <sup>[n 2]</sup>	No	No	Yes	No <sup>[25]</sup>	Commercially (Stash) <sup>[n 3]</sup>
Buddy	Yes	Yes	No	No	No	No	Yes	Yes	Yes	Yes	Yes	Yes <sup>[n 4]</sup>	Yes	Yes	Yes
CloudForge	Unknown	Yes	Yes	Yes	No	No	No	No	Unknown	Unknown	Unknown	Unknown	Unknown	Unknown	No
CodePlex	No	Yes	No	Yes	No	No	Yes	Yes	No	No	No	No	No	Yes	No
GitHub	Yes <sup>[26]</sup>	Yes <sup>[27]</sup> <sup>[n 5]</sup>	Yes	Yes	No	No	No	No	Yes	Yes <sup>[n 6]</sup>	Yes	3rd-party (e.g. Travis CI, Appveyor and others) <sup>[28]</sup>	Yes	Yes	Commercially (GitHub Enterprise)
GitLab	Yes <sup>[29]</sup>	Yes	Yes <sup>[30]</sup>	Yes	No	No	No	No	Yes	Yes	Yes	Yes <sup>[31]</sup>	Yes	No	Yes <sup>[n 7]</sup>
GNU Savannah	Yes <sup>[32]</sup>	Yes	Yes	No	No	Yes	Yes	No <sup>[33]</sup>	No	No	Yes	No	Yes	Unknown	Yes
java.net/Project Kenai	Unknown	Yes	Yes	Yes	No	No	Yes	Yes	Yes	Yes	Yes	Yes	Yes	Unknown	No
Kallithea	Yes	No	Yes	No	No	Unknown	No	No	Yes	Yes	No	No	Yes	Yes	Yes
Launchpad	Yes	Yes	No	No	Yes	No	Yes	No	Yes	Yes <sup>[n 8]</sup>	Yes	Yes <sup>[n 9]</sup>	Yes	Unknown	Yes
OSDN	Yes	Yes	Yes	Yes	No	Yes	Yes	Yes	Yes	No	Yes	No	Yes	Yes	No
Ourproject.org	Unknown	Yes	Yes	Yes	No	Unknown	Yes	Yes	Unknown	Unknown	Unknown	Unknown	Unknown	Unknown	Yes
SourceForge	Yes	Yes	Yes	Yes	No	Yes	Yes	Yes	Yes	Yes <sup>[n 10]</sup>	Yes	No	Yes	Yes	Yes
tigris.org	No	Yes	Yes	Yes	No	No	Yes	Yes	Yes	Yes	Yes	No	Unknown	No longer for new projects <sup>[n 11]</sup>	No
Team Foundation Server	Yes	Yes	Yes	Yes	No	No	Yes	Yes	Yes	Yes	Yes	Yes	Yes	Yes	Yes
Visual Studio Team Services	Yes	Yes	Yes	Yes	No	No	Yes	Yes	Yes	Yes	Yes	Yes	Yes	Yes	Yes
Name	Code review	Bug tracking	Web hosting	Wiki	Translation system	Shell server	Mailing List	Forum	Personal branch	Private branch	Announce	Build system	Team	Release Binaries	Self-hosting

[https://en.wikipedia.org/wiki/Comparison\\_of\\_source\\_code\\_hosting\\_facilities](https://en.wikipedia.org/wiki/Comparison_of_source_code_hosting_facilities)

# Quelques comparaisons

## Comparaison de services d'hébergement Git en version gratuite

Github	Bitbucket	GitLab
✓ très gros projet (138+ millions dépôts, 600 employés)	✓ très gros projet	✓ projet pérenne et dynamique (132 employés, 33 pays)
✓ Grande interopérabilité avec d'autres outils	✓ Git & Mercurial	✓ pas de limite dans la version hébergée
✗ dépôts publics uniquement	✓ intégration dans les produits Atlassian	✗ des lenteurs sur le site gitlab.com
✗ pas d'instance privée	✗ 5 utilisateurs max/dépôt	✓ instance privée opensource
	✗ pas d'instance privée	✓ outils d'intégration continue natifs

(de Matthieu Boileau, nov. 2016, d'après <http://comparegithosting.com>)

# Quelques comparaisons

Github	GitLab	Gogs
✓ Git, SVN, Hg, TFS	✗ Git	✗ Git
✗ externe	✓ interne/externe	✗ interne (light)
✓ très large communauté	✓ très utilisé	✓ relativement nouveau
✓ prise en main intuitive	✓ prise en main relativement rapide	✓ sur le modèle de Github
prog. en Ruby	prog. en Ruby	prog. en Go
	✓ extensions (Continuous Integration, Large File Storage, ...)	

⇒ Combiner éventuellement suivant le mode de diffusion choisi

[http://lyoncalcul.univ-lyon1.fr/ed/DOCS\\_2016-2017/cours\\_GIT.pdf](http://lyoncalcul.univ-lyon1.fr/ed/DOCS_2016-2017/cours_GIT.pdf) - Anne Cadiou - mars 2017

# Quelques comparaisons

---

<https://www.slant.co/topics/5335/~alternatives-to-github-for-open-source-projects>

<https://www.slant.co/topics/1440/~self-hosted-web-based-git-repository-managers>

<https://www.slant.co/topics/503/~best-source-code-hosts-for-open-source-projects>

<https://www.slant.co/topics/153/~best-hosted-version-control-services>

# Exemples de forges

---

# Exemples de forges

---

- **GitHub**

<https://github.com/SimonRit/RTK/>

- **GitLab**

<https://gitlab.in2p3.fr/explore/projects> <https://gitlab.inria.fr/explore/projects> (INRIA)

<https://forge.p2chpd.univ-lyon1.fr/explore/projects>

<https://forge.git.cnrs.fr/> (CNRS), uniquement pour projets impliquant DSI ou DR)

<http://adullact.net/> (forge open source pour administrations et collectivités françaises)

- **FusionForge**

<https://sourcesup.renater.fr/> (enseignement supérieur et recherche - [documentation](#))

Faible de sécurité : tout dépôt Git même privé est accessible par tout utilisateur authentifié sur sourcesup.renater.fr qui connaît le nom du projet !

<https://gforge.inria.fr/> (INRIA)

- **Redmine**

<http://vip.creatis.insa-lyon.fr:9002/projects>

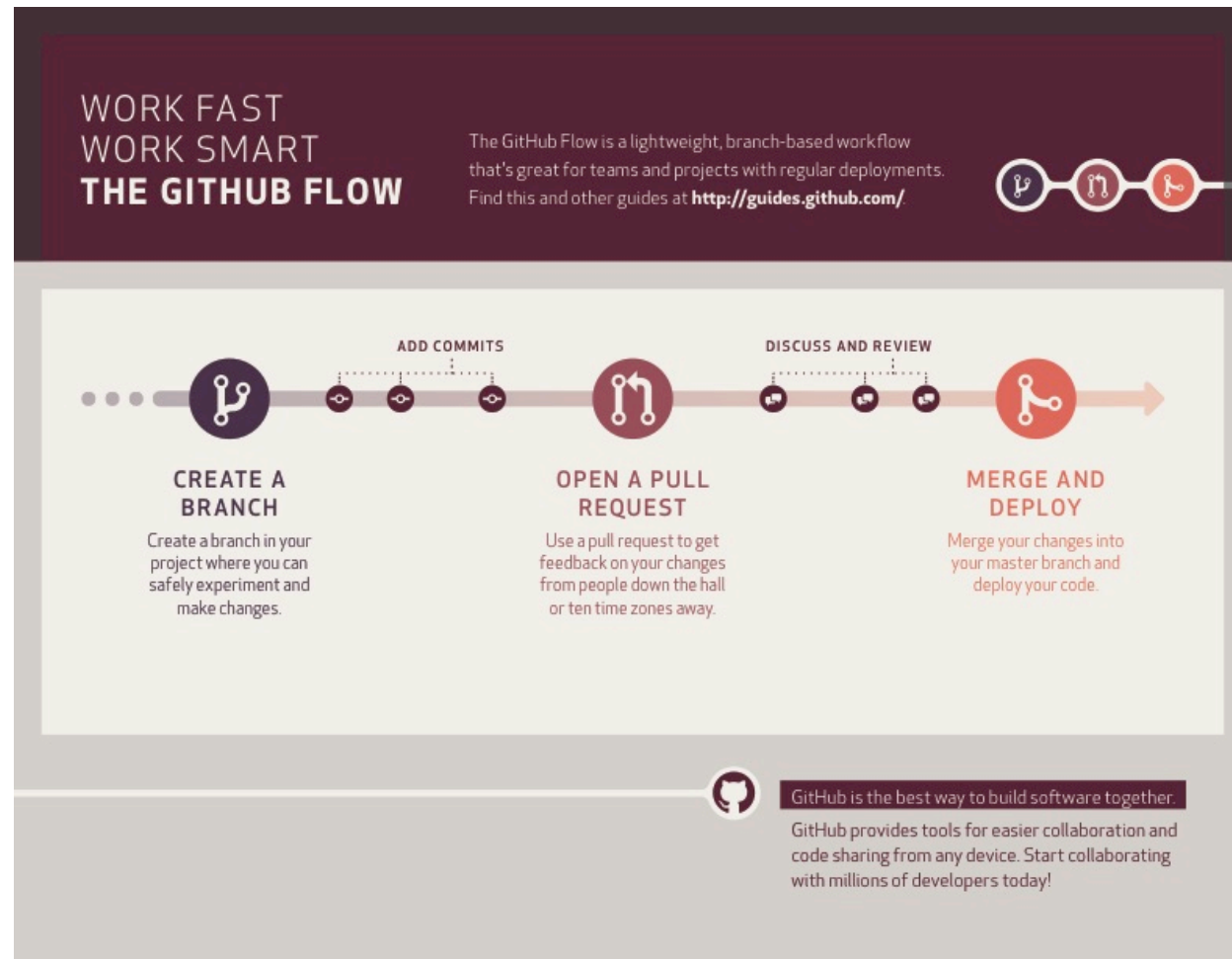
<https://forge.in2p3.fr/>

- **Rhodecode**

<https://hephaistos.lpp.polytechnique.fr/rhodecode>

# Exemples de forges

## Exemple de workflow sur GitHub

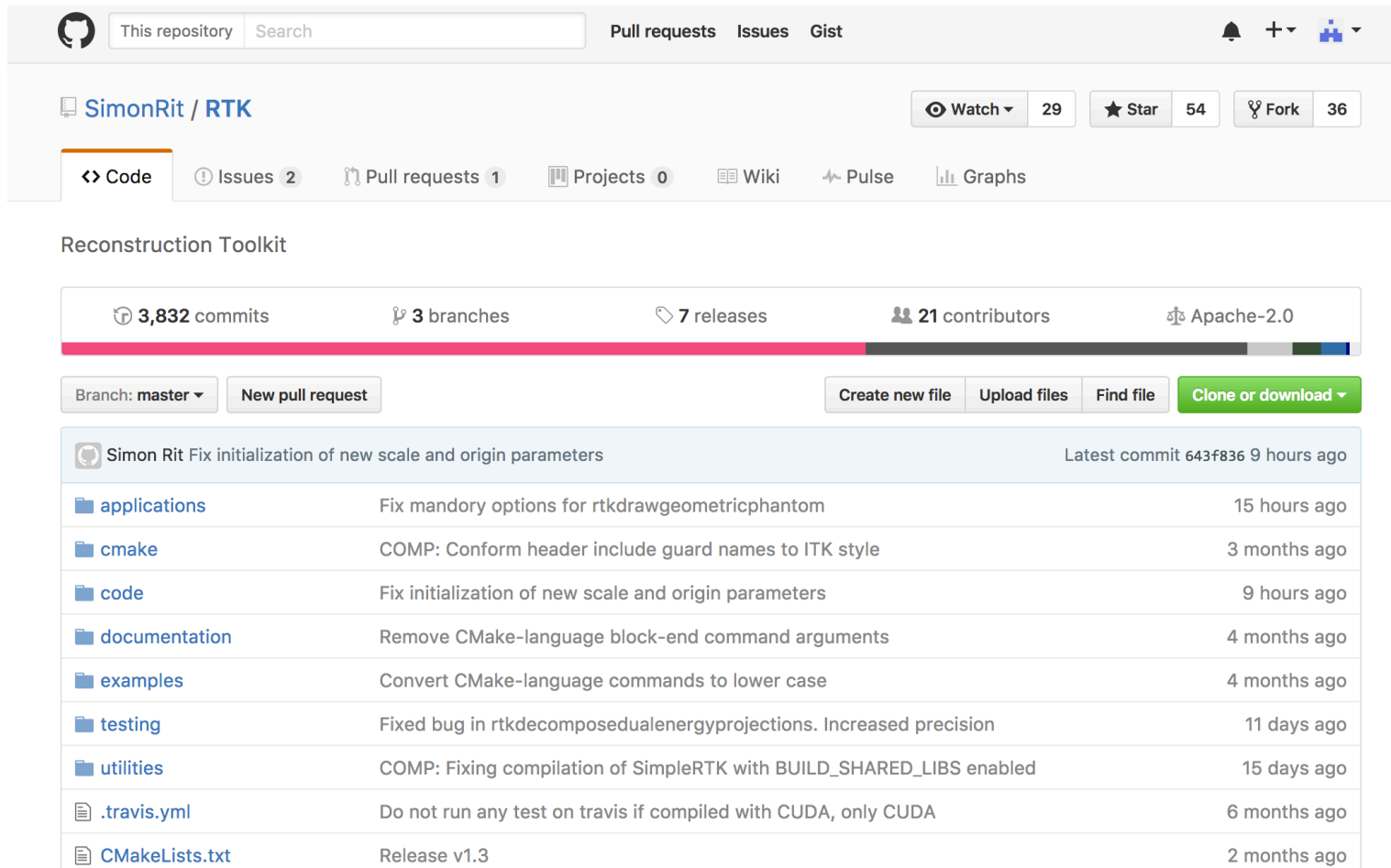


<https://guides.github.com/introduction/flow/>



# Exemples de forges

## Exemple : Projet RTK hébergé sur GitHub



The screenshot displays the GitHub interface for the repository 'SimonRit / RTK'. At the top, there is a search bar and navigation links for 'Pull requests', 'Issues', and 'Gist'. The repository name 'SimonRit / RTK' is prominently displayed, along with statistics for 'Watch' (29), 'Star' (54), and 'Fork' (36). Below this, there are tabs for 'Code', 'Issues' (2), 'Pull requests' (1), 'Projects' (0), 'Wiki', 'Pulse', and 'Graphs'. The repository title 'Reconstruction Toolkit' is shown. A summary bar indicates '3,832 commits', '3 branches', '7 releases', '21 contributors', and 'Apache-2.0' license. Below the summary bar, there are buttons for 'Branch: master', 'New pull request', 'Create new file', 'Upload files', 'Find file', and 'Clone or download'. The main content area shows a list of recent commits, including a commit by Simon Rit titled 'Fix initialization of new scale and origin parameters' and several other commits related to fixing initialization, documentation, and testing.

Commit	Description	Time
Simon Rit	Fix initialization of new scale and origin parameters	9 hours ago
Simon Rit	Fix mandory options for rtkdrawgeometricphantom	15 hours ago
Simon Rit	COMP: Conform header include guard names to ITK style	3 months ago
Simon Rit	Fix initialization of new scale and origin parameters	9 hours ago
Simon Rit	Remove CMake-language block-end command arguments	4 months ago
Simon Rit	Convert CMake-language commands to lower case	4 months ago
Simon Rit	Fixed bug in rtkdecomposedualenergyprojections. Increased precision	11 days ago
Simon Rit	COMP: Fixing compilation of SimpleRTK with BUILD_SHARED_LIBS enabled	15 days ago
Simon Rit	Do not run any test on travis if compiled with CUDA, only CUDA	6 months ago
Simon Rit	Release v1.3	2 months ago

<https://github.com/SimonRit/RTK>

# Exemples de forges

---


## Les fonctionnalités de GitLab

- Création rapide de projets avec gestion des droits (public, privé,...)
- Groupes de projets
- Historique des commits
- Edition en ligne
- Outils annexes :
  - statistiques
  - wiki
  - gestionnaire de tickets
  - notifications par mail
- Intégration continue avec `gitlab-ci`

[http://lyoncalcul.univ-lyon1.fr/ed/DOCS\\_2016-2017/cours\\_GIT.pdf](http://lyoncalcul.univ-lyon1.fr/ed/DOCS_2016-2017/cours_GIT.pdf) - Anne Cadiou - mars 2017

# Exemples de forges

## Exemple : GitLab INRIA



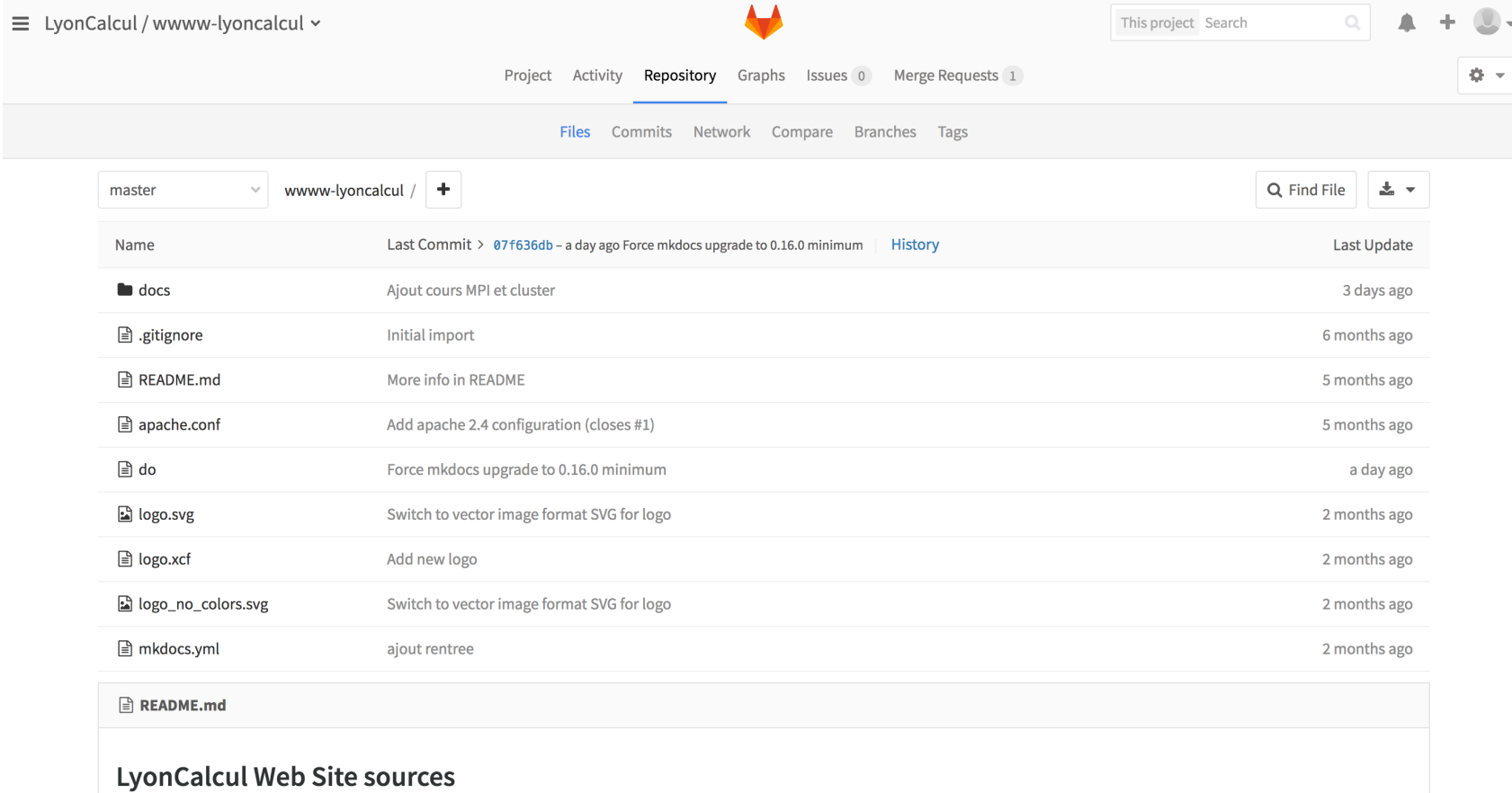
The screenshot shows the GitLab INRIA explore page. At the top, there is a navigation bar with the text "Explore GitLab", the GitLab logo, the INRIA logo, a search bar, and a "Sign in" button. Below the navigation bar, the main heading is "Explore GitLab" with the subtitle "Discover projects, groups and snippets. Share your projects with others". There are three tabs: "Trending", "Most stars", and "All", with "All" being the active tab. A "Tags: Any" dropdown menu is visible on the right. The list of projects includes:

- coq / coq-test**: TEST repository of Coq (snapshot of 3 nov 2016 imported from gitub.com/coq/coq) with 2 stars.
- OAR / oardocker**: 0 stars.
- MOMMESSIN Clement / HLP-compare**: For the paper Generic algorithms for scheduling applications on hybrid multi-core machines. Contains the source code of algorithms and input data (traces of appl...) with 0 stars.

<https://gitlab.inria.fr/explore/projects/>

# Exemples de forges

## Exemple : GitLab Mésocentre Lyon – Projet Lyon Calcul



The screenshot displays the GitLab interface for the repository 'LyonCalcul / www-lyoncalcul'. The 'Repository' tab is active, showing a list of files and their commit history. The 'do' file is highlighted, showing its last commit and update.

Name	Last Commit > <a href="#">07f636db</a> – a day ago Force mkdocs upgrade to 0.16.0 minimum   <a href="#">History</a>	Last Update
docs	Ajout cours MPI et cluster	3 days ago
.gitignore	Initial import	6 months ago
README.md	More info in README	5 months ago
apache.conf	Add apache 2.4 configuration (closes #1)	5 months ago
do	Force mkdocs upgrade to 0.16.0 minimum	a day ago
logo.svg	Switch to vector image format SVG for logo	2 months ago
logo.xcf	Add new logo	2 months ago
logo_no_colors.svg	Switch to vector image format SVG for logo	2 months ago
mkdocs.yml	ajout rentree	2 months ago

**do**

README.md

**LyonCalcul Web Site sources**

<https://forge.p2chpd.univ-lyon1.fr/LyonCalcul/www-lyoncalcul/tree/master>

# Exemples de forges

## Exemple : GitLab – Merge request

The screenshot shows a web browser window displaying a GitLab Merge Request. The URL is [gitlab.com](https://gitlab.com). The page title is "Merge Request #2187" and it was opened 26 days ago by Robert Speicher. The title of the merge request is "WIP: Release 8.9", which was edited 22 minutes ago. The request is to merge the "release-8-9" branch into the "master" branch, with 660 commits behind. A CI build is currently running for commit 44ed9f94. A message indicates that the merge request is currently a Work In Progress and should be updated to allow merging. The page includes a discussion section with 19 comments, 10 commits, 2 builds, and 2 changes. A comment by Robert Speicher mentions an issue, and a comment by Marin Jankovski describes a change in settings. The right sidebar shows the assignee (Job van der Voort), milestone (None), labels (blog post, release), 90 participants, and a notification to unsubscribe from the thread.

<https://about.gitlab.com/features/>

# Exemples de forges

## Exemple : GitLab – Résolution de conflit de merge

The screenshot shows a GitLab Merge Request page. At the top, there's a navigation bar with the GitLab logo, a search box, and user profile information. Below the navigation bar, there are tabs for Project, Activity, Repository, Pipelines, Graphs, Issues (5,224), Merge Requests (397), and Snippets. The Merge Requests tab is active.

The main content area shows a Merge Request titled "Merge Request !1234" opened 56 minutes ago by Eliza Burr. The description of the MR is "Touch project when toggling stars to update cache". Below the description, it says "Showing 3 conflicts for stand:fix-gitlab-workhorse-initd-check into master".

The conflict resolution interface is shown in "Side-by-side" view. The file being resolved is `app/models/application_setting.rb`. The interface shows two versions of the file side-by-side, with a central column for the conflict resolution options. The options are "Use ours" (green button) and "Use theirs" (blue button).

```
... @@ -30,6 +30,8 @@
30 30 #
31 31
32 32 class ApplicationSetting < ActiveRecord::Base
    HEAD//our changes Use ours
33     CACHE_KEY = 'application_setting.last'
34     CACHE_KEY = 'application_settings.last'
    33     CACHE_KEY = 'applications_setting.last'
    34     CACHE_KEY = 'applications_setting.last'
    origin//their changes Use theirs
35 35     serialize :restricted_visibility_levels
36 36     serialize :import_sources
37 37     serialize :restricted_signup_domains, Array
... @@ -703,6 +703,7 @@ class User < ActiveRecord::Base
700 700     else
701 701     UsersStartProject.create!(project: project, user: self)
702 702     end
    HEAD//our changes Use ours
703     project.touch #update project cache
```

# Exemples de forges

## Exemple : GitLab – Gestion des tâches / bugs (« Issues »)

GitLab.org / GitLab Community Edition

Project Activity Repository Pipelines Graphs **Issues** 5,224 Merge Requests 399 Snippets

Open 5,157 Closed 9,331 All 14,488

Filter by name ... [New Issue](#)

Author Assignee Milestone Labels Weight Last created

- Make hover/focus/active states consistent for dropdowns**  
#24150 · opened 14 minutes ago by Chris Peressini 8.14 UX updated 12 minutes ago
- Better hover/focus states for navigation bar buttons**  
#24149 · opened 20 minutes ago by Chris Peressini 8.14 UX updated 12 minutes ago
- Record img height when uploading so issue page doesn't jump on loading**  
#24148 · opened 21 minutes ago by Régis Freyd (GitLab) Frontend updated 21 minutes ago
- Delete environments**  
#24147 · opened 39 minutes ago by Dave updated 39 minutes ago
- Add blue border to buttons on focus**  
#24146 · opened 41 minutes ago by Chris Peressini 8.14 Frontend updated 12 minutes ago
- Make hover/focus/active states more noticeable for buttons**  
#24145 · opened about an hour ago by Chris Peressini 8.14 UX updated 12 minutes ago
- Make sure all buttons turn dark on focus**  
#24144 · opened about 2 hours ago by Chris Peressini 8.14 Frontend UX updated 12 minutes ago
- Shared CI secure variables across the projects**  
#24143 · opened about 2 hours ago by Vasily Bezruchkin updated about 2 hours ago

# Exemples de forges

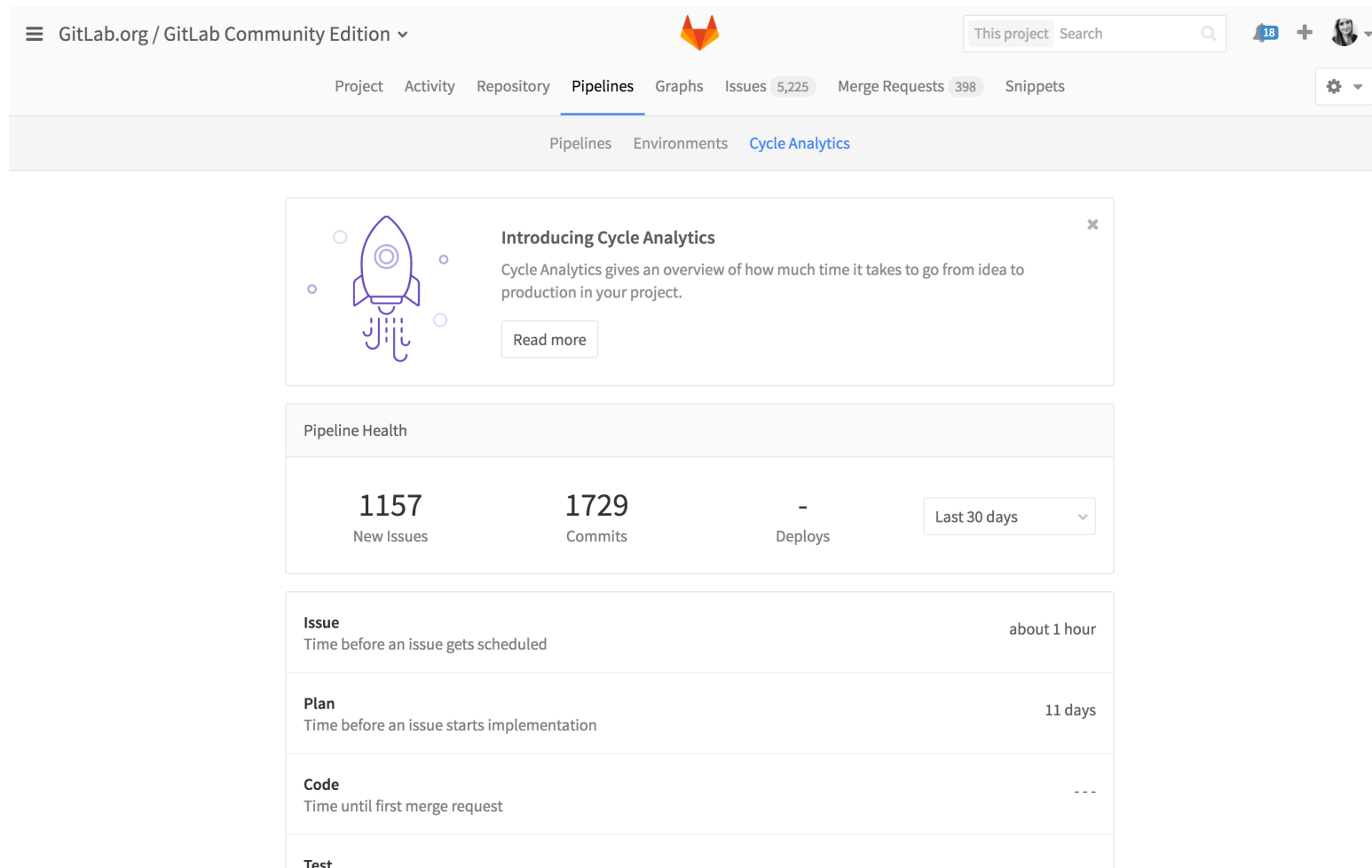
## Exemple : GitLab – Intégration continue

The screenshot shows the GitLab CI interface for a project. At the top, there's a navigation bar with 'GitLab.org / GitLab Community Edition', a search bar, and user profile. Below it, a breadcrumb trail includes 'Project', 'Activity', 'Repository', 'Pipelines', 'Graphs', 'Issues (5,225)', 'Merge Requests (398)', and 'Snippets'. A secondary bar shows 'Pipelines', 'Environments', and 'Cycle Analytics'. The main content area displays 'Pipeline #4860322 with 46 builds for show-status-from-branch (queued for 2 minutes 55 seconds)' with a 'running' status button. It is authored by 'Lin Jen-Shin (godfat)' 17 minutes ago, based on commit 'ce1dc4c25d3464b7a9a1b21d93157c9fed98f705'. The pipeline title is 'Update for CHANGELOG'. Action buttons include 'Hide pipeline graph', 'Retry failed', and 'Cancel running'. The pipeline graph is divided into three stages: 'Prepare' (knapsack), 'Test' (spinach 10, license\_finder, bundler:check, lint-doc, teaspoon, rake db:seed\_fu, rake db:migrate:reset), and 'Post Test' (spinach 7 10, spinach 9 10, spinach 8 10, spinach 6 10, spinach 5 10, spinach 4 10, spinach 3 10).



# Exemples de forges

## Exemple : GitLab – Analyse d'un cycle de développement



The screenshot displays the GitLab interface for a project. At the top, there is a navigation bar with the GitLab logo and a search bar. Below the navigation bar, there are tabs for Project, Activity, Repository, Pipelines, Graphs, Issues (5,225), Merge Requests (398), and Snippets. The Pipelines tab is selected, and the Cycle Analytics sub-tab is active.

A notification card titled "Introducing Cycle Analytics" is shown, featuring a rocket icon and a "Read more" button. The text describes Cycle Analytics as a tool that provides an overview of the time taken from idea to production in a project.

Below the notification, the "Pipeline Health" section displays the following data:

Metric	Value
New Issues	1157
Commits	1729
Deploys	-

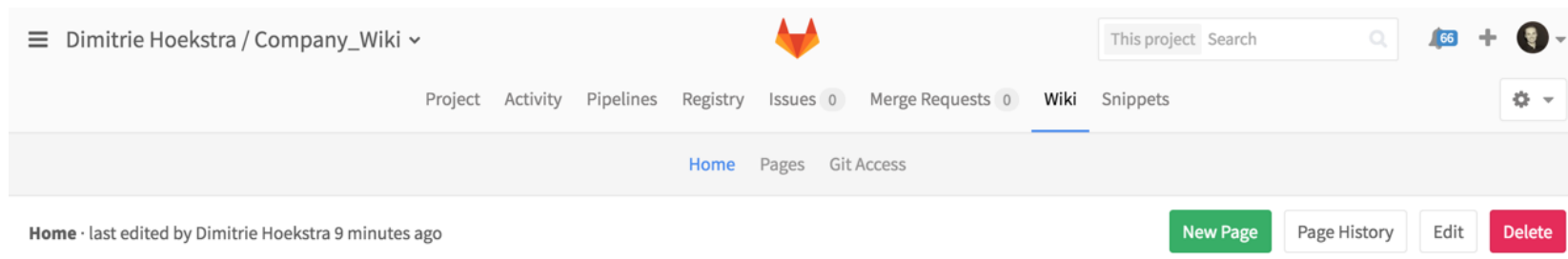
The data is for the "Last 30 days".

The "Cycle Analytics" section shows the following metrics:

Phase	Time
Issue	about 1 hour
Plan	11 days
Code	---
Test	---

# Exemples de forges

## Exemple : GitLab – Wiki



The screenshot shows the GitLab Wiki interface for a project named 'Company\_Wiki' by user 'Dimitrie Hoekstra'. The navigation bar includes links for Project, Activity, Pipelines, Registry, Issues (0), Merge Requests (0), Wiki (selected), and Snippets. Below the navigation bar, there are links for Home, Pages, and Git Access. The main content area shows the title 'Home' and a note that it was last edited by Dimitrie Hoekstra 9 minutes ago. Action buttons for 'New Page', 'Page History', 'Edit', and 'Delete' are visible.

### Wiki: Project / Company Values

We value results, transparency, sharing, freedom, efficiency, frugality, collaboration, directness, kindness, diversity, boring solutions, and quirkiness:

- Results:** We care about what you achieve; the code you shipped, the user you made happy, and the team member you helped. Do not compete by proclaiming how many hours you worked yesterday because we don't want someone who took the afternoon off to feel like they did something wrong. Instead, celebrate the achievements of yourself and your teammates. We want people to have the desire to ship.
- Transparency:** Be open about as many things as possible. By making information public we can reduce the threshold to contribution and make collaboration easier. An example is the [public repository of this website](#) that also contains this [company handbook](#). Everything we do is public by default, for example, the [GitLab CE](#) and [GitLab EE](#) issue trackers, but also [marketing](#) and [infrastructure](#). Transparency creates awareness for GitLab, allows us to recruit people that care about our culture, it gets us more and faster feedback from people outside the company, and makes it easier collaborate with them. There are exceptions, material that is not public by default is documented in the [general guidelines](#). On a personal level, you should tell it like it is instead of putting up a poker face. Don't be afraid to admit you made a mistake or were wrong. When something went wrong it is a great opportunity to say "What's the [kaizen](#) moment here?" and find a better way without hurt feelings.
- Sharing:** We care about giving great software, documentation, examples, lessons, and processes to the world. An example is the MIT licensed [GitLab CE](#). We believe that open source creates more value than it captures. We are grateful to our customers, users, partners, investors, and the open source ecosystem.
- Freedom:** You should have clear objectives and the freedom to work on them as you see fit. Any instructions are open to discussion. You don't have to defend how you spend your day. We trust team members to do the right thing instead of having rigid rules.
- Efficiency:** We care about working on the right things, not doing more than needed, and not duplicating work. This enables us to achieve more progress with fewer people and makes our work more fulfilling. We think of how we can make the company better instead of being territorial or defensive.
- Frugality:** [Amazon states it best](#) with: *Accomplish more with less. Constraints breed resourcefulness, self-sufficiency and invention. There are no extra points for growing headcount, budget size or fixed expense.*
- Collaboration:** Helping others is a priority, even when it is not related to the goals that you are trying to achieve. You are expected to ask others for help and advice. Anyone can chime in on any subject, including people who don't work at GitLab. The person who has to do the work decides how to do it but you should always take the suggestions seriously and try to respond and explain.

# Exemples de forges

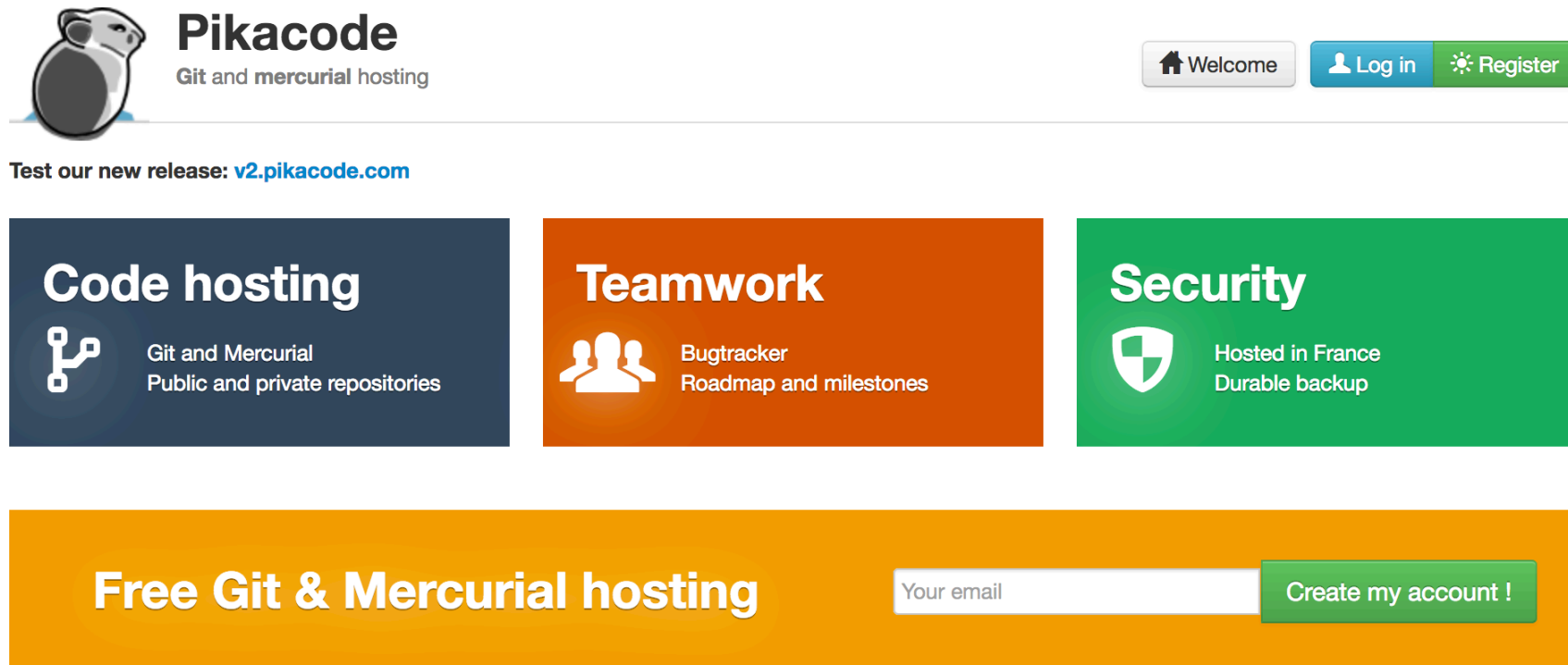
## Exemple : Gogs

The screenshot displays the Gogs web interface for the repository 'git / libft'. At the top, there are navigation links: 'Tableau de bord', 'Problèmes', 'Pull Requests', and 'Explorer'. The repository name 'git / libft' is shown with a lock icon. Below this, there are three buttons: 'Ne plus suivre' (1), 'Voter' (0), and 'Embranchement' (0). A secondary row of buttons includes 'Problèmes' (0), 'Pull Requests' (0), 'Commissions' (6), 'Publications' (0), and 'Paramètres'. The repository description is 'Lib of C functions'. Below this, there are links for 'SSH' and 'HTTPS', and a text field containing 'gogs@gogs.io/repo/libft.git'. A dropdown menu shows the current branch as 'master'. The main content area displays a list of commits:

Commit Hash	Message	Time
git: ddcdbcc8a8	Add ft_puttabint function which can display square and varia...	3 heures auparavant
876125cc0e	initial commit	1 mois auparavant
ddcdbcc8a8	Add ft_puttabint function which can display square and variable size.	3 heures auparavant
315b71211e	Fix files rights. Add ft_strdup_till function.	1 jour auparavant
315b71211e	Fix files rights. Add ft_strdup_till function.	1 jour auparavant
315b71211e	Fix files rights. Add ft_strdup_till function.	1 jour auparavant
315b71211e	Fix files rights. Add ft_strdup_till function.	1 jour auparavant
315b71211e	Fix files rights. Add ft_strdup_till function.	1 jour auparavant
315b71211e	Fix files rights. Add ft_strdup_till function.	1 jour auparavant
315b71211e	Fix files rights. Add ft_strdup_till function.	1 jour auparavant

# Exemples de forges

## Exemple : Pikacode



The screenshot shows the top section of the Pikacode website. On the left is the Pikacode logo, a stylized dog head, with the text "Pikacode" and "Git and mercurial hosting" below it. On the right are three navigation buttons: "Welcome" with a home icon, "Log in" with a person icon, and "Register" with a sun icon. Below the navigation is a link: "Test our new release: [v2.pikacode.com](https://v2.pikacode.com)". The main content area consists of three colored boxes: a dark blue box for "Code hosting" (Git and Mercurial, Public and private repositories), an orange box for "Teamwork" (Bugtracker, Roadmap and milestones), and a green box for "Security" (Hosted in France, Durable backup). At the bottom is a large orange banner with the text "Free Git & Mercurial hosting", an input field for "Your email", and a green button that says "Create my account !".

# Exemples de forges

## Exemple : Pikacode - Dépôts

The screenshot shows the Pikacode website interface. At the top left, there is a user profile icon and navigation links for 'Accueil' and 'Explorer'. At the top right, there are links for 'S'inscrire' and 'Connexion'. A search bar with the placeholder text 'Rechercher...' and a blue 'Rechercher' button is positioned below the navigation. On the left side, there is a sidebar menu with the title 'Explorer' and four items: 'Dépôts', 'Utilisateurs', and 'Organisations'. The main content area displays a list of repositories. Each repository entry includes the repository name, a description, the last update time, and a star count.

Repository Name	Description	Last Update	Stars
<a href="#">AmirhosseinEtaat / DefendersOfShrine</a>		Mis à jour il y a 5 heures	0
<a href="#">Linde-AG / SAPonAIXandOracle</a>	SAP on AIX and Oracle	Mis à jour il y a 4 jours	0
<a href="#">mariotti / mfsh-scripts</a>		Mis à jour il y a 6 jours	0

# Exemples de forges

## Exemple : Pikacode - Commits




Accueil Explorer S'inscrire Connexion

Linde-AG / SAPonAIXandOracle Suivre 2 Voter 0 Fork 0

Files Tickets 0 Pull Requests 0 **Commits 21** Publications 0 Wiki

Branche: master ▾

**21 Commits (master)** Rechercher des commits Trouver

Auteur	SHA1	Message	Date
 Sumit Das	257da4ddb8	Update March End code additions	il y a 1 semaine
 Sumit Das	d3ac97bf1c	TEST	il y a 1 semaine
 Sumit Das	ef1d7b3ab7		il y a 1 semaine

# Exemples de forges

## Exemple : FusionForge SourceSup par Renater

**SourceSup**  
par RENATER

La forge Enseignement supérieur et Recherche

Vous êtes déjà authentifié. [Continuez.](#)

Projets  Rechercher

Accueil Ma page Projets Échantillons de code Postes ouverts du projet

Bienvenue sur SourceSup

SourceSup est un service opéré par [RENATER](#)

SourceSup est une plateforme web de gestion de projets à destination de l'Enseignement Supérieur et des laboratoires de Recherche Français. Tous les membres de la communauté peuvent créer un projet sur SourceSup. Les Projets sont, par défaut, privés, mais ils peuvent être rendus publics. De nombreux outils sont disponibles et peuvent être activés pour chaque projet dans l'onglet administration.

- [Documentation](#) est disponible ici
- [Adresse de support](#) pour envoyer un mail à notre support.

**Dernières annonces**

**Release of FullSWOF\_UI 1.02.00**  
*Christian Laguerre* - 13/05/2016 13:43 - [FullSWOF\\_UI](#)  
The FullSWOF development team is pleased to announce the release of FullSWOF\_UI 1.02.00.  
1 Commentaire [Lire la suite/Commenter](#)

**Release of FullSWOF\_2D 1.07.00**  
*Christian Laguerre* - 14/03/2016 21:17 - [FullSWOF\\_2D](#)  
The FullSWOF development team is pleased to announce  
1 Commentaire [Lire la suite/Commenter](#)

**Nouvelle version 3.0 Commandant Poulard !!!**  
*Gérard Milhaud* - 17/02/2016 08:01 - [QoQ-CoT](#)  
*Pré-scriptum* : désolé pour l'hypercentex pas très hyper, mais pas possible de faire figurer des liens dans les annonces de SourceSup, même si on peut les rédiger avec fckEditor... :-(  
1 Commentaire [Lire la suite/Commenter](#)

**Nuage de mots-clés**  
C++ ESUP Java MATLAB PHP Perl Python R XML XSLT alignment bioinformatics  
calendrier data analysis database django esup formations java javascript mass  
spectrometry monitoring pedagogie protein proteomics python quooxdoo read  
security signal processing simulation web

**Statistiques de SourceSup**

Projets hébergés : **2,226**  
Utilisateurs inscrits : **6,702**

Projets les plus téléchargés

183,008	<a href="#">AGATTE</a>
130,780	<a href="#">DataJiver</a>
81,095	<a href="#">ScientificPython</a>
41,967	<a href="#">eXtensible Metagrammar</a>
41,168	<a href="#">BibliOpera</a>
30,580	<a href="#">Lodel</a>
20,370	<a href="#">Molecular Modelling Toolkit</a>
15,810	<a href="#">Développement de WIMS</a>

<https://sourcedup.renater.fr/>

# Exemples de forges

## Exemple : FusionForge SourceSup par Renater – Projet AGATTE

**SourceSup**  
par RENATER

La forge Enseignement supérieur et Recherche

Vous êtes déjà authentifié. [Continuez.](#)

Chercher dans le projet entier  Rechercher [Recherche avancée](#)

Accueil | Ma page | Projets | Échantillons de code | Postes ouverts du projet | **AGATTE**

Résumé | Activité | Outil de suivi | Tâches | Documents | Annonces | Sources | Fichiers | Listes Sympa

### Description du projet

Logiciel WEB de gestion du Temps de travail à l'Université : gestion des pointages et des congés

### Information du projet

Ce projet n'a pas défini de mots-clés

- **Development Status** : [5 – Production/Stable](#)
- **Environment** : [Web Environment](#)
- **Environment** : [Win32 \(MS Windows\)](#)
- **Intended Audience** : [End Users/Desktop](#)
- **License** : [Other/Proprietary License](#)
- **Natural Language** : [French](#)
- **Operating System** : [Microsoft : Windows](#)
- **Operating System** : [POSIX : Linux](#)
- **Programming Language** : [Delphi/Kylix](#)
- **Programming Language** : [Java](#)
- **Programming Language** : [PL/SQL](#)
- **Topic** : [Office/Business : Scheduling](#)

Inscrit : 04/06/2004 10:03  
Rang d'activité : 0  
Voir les [statistiques](#) du projet ou le [rapport d'activité](#) pour le projet.  
Voir la liste des [flux RSS](#) disponibles pour ce projet.

### Membres du projet

Administrateurs du projet  
[Kevin Hergalant](#)  
[Olivier ZILLER](#)  
[Cédric Champmartin](#)

Membres :  
[Jéréme GUTIERREZ](#)  
[Matthieu Manginot](#)  
[Matthieu Bildstein](#)

[Voir les 6 membre\(s\)](#)  
[Demander à rejoindre le projet](#)

### Dernières annonces

[Base de secours](#)

*Olivier ZILLER* – 11/03/2005 15:15 –  
0 Commentaire [Lire la suite/Commenter](#)

[Installation](#)

*Olivier ZILLER* – 07/02/2005 15:56 –  
0 Commentaire [Lire la suite/Commenter](#)

[Client-serveur](#)

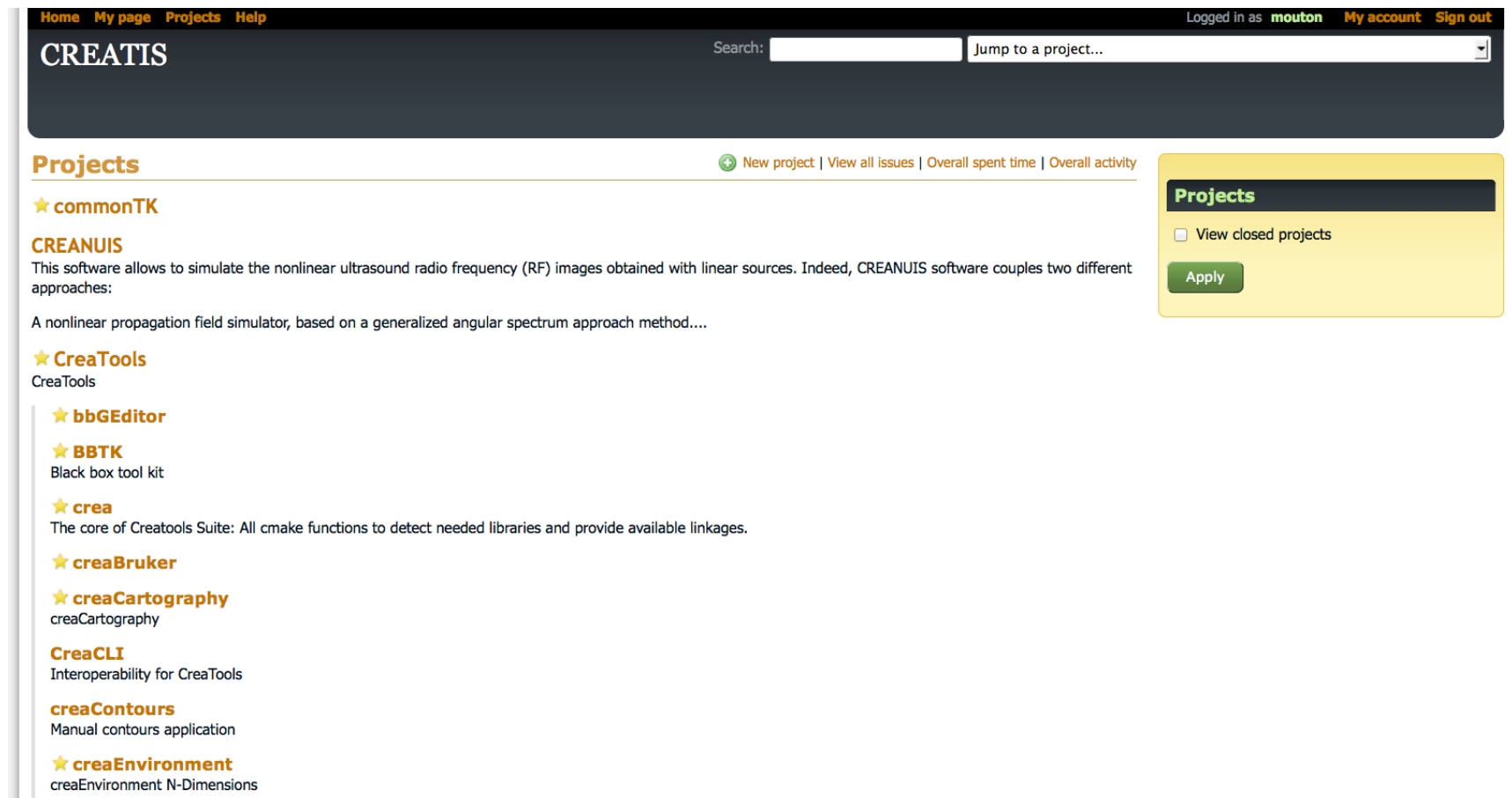
*Olivier ZILLER* – 25/10/2004 16:28 –  
0 Commentaire [Lire la suite/Commenter](#)

<https://sourcesup.renater.fr/projects/agatte/>



# Exemples de forges

## Exemple : Redmine à CREATIS – Les projets



The screenshot displays the CREATIS Redmine interface. At the top, there is a navigation bar with links for Home, My page, Projects, and Help. The user is logged in as 'mouton' and can access My account or Sign out. A search bar and a 'Jump to a project...' dropdown are also present. The main content area is titled 'Projects' and includes a '+ New project' button and links for 'View all issues', 'Overall spent time', and 'Overall activity'. A list of projects is shown, each with a star icon and a brief description:

- ★ **commonTK**
- ★ **CREANUIS**  
This software allows to simulate the nonlinear ultrasound radio frequency (RF) images obtained with linear sources. Indeed, CREANUIS software couples two different approaches:  
A nonlinear propagation field simulator, based on a generalized angular spectrum approach method....
- ★ **CreaTools**  
CreaTools
  - ★ **bbGEditor**
  - ★ **BBTK**  
Black box tool kit
  - ★ **crea**  
The core of Creatools Suite: All cmake functions to detect needed libraries and provide available linkages.
  - ★ **creaBruker**
  - ★ **creaCartography**  
creaCartography
  - CreaCLI**  
Interoperability for CreaTools
  - creaContours**  
Manual contours application
  - ★ **creaEnvironment**  
creaEnvironment N-Dimensions

On the right side, there is a 'Projects' sidebar with a 'View closed projects' checkbox and an 'Apply' button.

<http://vip.creatis.insa-lyon.fr:9002/projects>

# Exemples de forges

## Exemple : Redmine à CREATIS – Le projet OsiriX Plug-in >> inTag

The screenshot shows the Redmine interface for the 'inTag' project. The top navigation bar includes 'Home', 'My page', 'Projects', and 'Help'. The project title 'OsiriX Plug-in » inTag' is displayed, along with a search bar and a 'Logged in as mouton' status. The main navigation menu includes 'Overview', 'Activity', 'Roadmap', 'Issues', 'New issue', 'Gantt', 'Calendar', 'News', 'Documents', 'Wiki', 'Files', 'Repository', and 'Settings'. The 'Overview' tab is active, showing a description of the project, a list of members, and an issue tracking section. The 'Spent time' section shows 0.00 hours. The 'Manager' section lists team members with their avatars and names. A 'Download' button is visible at the bottom right.

**Overview**

inTag plug-in for OsiriX, is a software to calculate, display and analyze myocardial strains and intra-myocardial mechanics from cardiac MR images with a tagging pattern.

inTag brings processing and analysis of cardiac tagged MR sequences to most in the clinical environment. One of the main reasons for MR tagging not to be more frequently used in preclinical of clinical research, is the lack of widely available processing tools.

inTag offers a fast and integrated process that bring quantitative strain analysis to most scientists, or physicians in a matter of minutes.

Further information inTag plug-in wiki

- Homepage: <http://www.creatis.insa-lyon.fr/intag/>

**Issue tracking**

- Bug: 2 open / 2
- Feature: 4 open / 4
- Support: 0 open / 0
- Research: 0 open / 0
- Integration: 0 open / 0
- Deployment: 0 open / 0
- Test: 2 open / 2

[View all issues](#) | [Calendar](#) | [Gantt](#)

**Members**

Manager: Claire Mouton, DAVILA Eduardo, Maciej Orkisz, Patrick Clarysse, pierre croisille, William A. Romero R.  
Developer: Claire Mouton, DAVILA Eduardo, Patrick Clarysse, pierre croisille, William A. Romero R.  
Reporter: Claire Mouton, DAVILA Eduardo, Patrick Clarysse, pierre croisille, William A. Romero R.  
Viewer: Claire Mouton, coralie vandroux, DAVILA Eduardo, Frédéric Cervenansky, Maciej Orkisz, Patrick Clarysse, pierre croisille, William A. Romero R.

**Spent time**

0.00 hour

[Log time](#) | [Details](#) | [Report](#)

**Manager**

Claire Mouton, DAVILA Eduardo, Maciej Orkisz, Patrick Clarysse, pierre croisille, William A. Romero R. (Research Engineer), CNRS

**Download**

inTag inTag v1.2-1B

Powered by Redmine © 2006-2013 Jean-Phillippe Lang

# Exemples de forges

Exemple : Redmine à CREATIS – Le projet OsiriX Plug-in >> inTag/Issues

Home My page Projects Help Logged in as **mouton** My account Sign out

OsiriX Plug-in » inTag Search:  » inTag

Overview Activity Roadmap **Issues** New issue Gantt Calendar News Documents Wiki Files Repository Settings

### Issues

Filters

Status  Add filter

Options

Apply

<input checked="" type="checkbox"/>	#	#	Project	Tracker	Status	Priority	Subject	Updated
<input type="checkbox"/>	2012	2012	inTag	Bug	New	Normal	Ambiguity with parameter identifier in xls files	05/28/2013 04:56 pm
<input type="checkbox"/>	1962	1962	inTag	Feature	New	Normal	Alternatives Motion estimators	03/29/2013 09:55 am
<input type="checkbox"/>	1937	1937	inTag	Bug	New	Normal	Limited access to sample data	03/18/2013 05:02 pm
<input type="checkbox"/>	1936	1936	inTag	Feature	In Progress	Normal	Contour interactive correction	08/26/2013 07:11 pm
<input type="checkbox"/>	1935	1935	inTag	Test	New	Normal	RefIntag Test	03/18/2013 05:03 pm
<input type="checkbox"/>	1934	1934	inTag	Test	New	Normal	inTag Evaluation	03/18/2013 05:04 pm
<input type="checkbox"/>	1933	1933	inTag	Feature	New	Normal	Point value picking	03/18/2013 05:04 pm
<input type="checkbox"/>	1931	1931	inTag	Feature	In Progress	Normal	Strain rates, peak strain rates computation	03/18/2013 05:17 pm

(1-8/8)

Also available in: [Atom](#) | [CSV](#) | [PDF](#)

#### Issues

[View all issues](#)  
[Summary](#)

#### Graphs

[Open aging issues](#)  
[Total issues over time](#)  
[Total bugs over time](#)  
[Calendar](#)  
[Gantt](#)

# Exemples de forges

## Exemple : Redmine à CREATIS – Le projet OsiriX Plug-in >> inTag/Wiki

Home My page Projects Help

Logged in as **mouton** My account Sign out

OsiriX Plug-in » inTag

Search:  » inTag

Overview Activity Roadmap Issues New issue Gantt Calendar News Documents Wiki Files Repository Settings

**[OsiriX Plug-in] inTag WIKI** Edit Watch Lock Rename Delete History

This site is meant to provide information about software development and product line engineering of inTag plug-in for OsiriX

This wiki contains technical and project management documentation.

### Content

- ! inTag Changelog
- 1. Software development road map
- 2. Developer Guide
- 3. Meetings log
- 4. Recommended links and resources

### Overview

The aim of the inTag software is to calculate, display and analyse myocardial strains and intra-myocardial mechanics of the heart.

The following diagrams outline the activities involved within an inTag analysis over a sequence of images.

I. Specify image settings such as direction, orientation and tag type, and select the Region of Interest (ROI) in ord

User	inTag

**Wiki**

## Content

- ! inTag Changelog
- 1. Software development road map
- 2. Developer Guide
- 3. Meetings log
- 4. Recommended links and resources

**Download**  
inTag inTag v1.2-1B

**Profile Cards:**  
pierre croisille  
William A. Romero R. CNRS Research Engineer

# Exemples de forges

Exemple : Redmine à CREATIS – Le projet OsiriX Plug-in >> inTag/Dépôt

The screenshot shows a Redmine repository interface for the project 'OsiriX Plug-in » inTag'. The user is logged in as 'mouton'. The page features a navigation menu with tabs for Overview, Activity, Roadmap, Issues, New issue, Gantt, Calendar, News, Documents, Wiki, Files, Repository, and Settings. The current view is the 'Repository' tab, showing the file structure of the 'root @ master' branch. The file list includes folders like 'OsiriXPlugin' and 'wxInTag.skel', and files such as '.gitignore', 'AxinoeLogo.xpm', 'CMakeLists.txt', 'CreatisLogo.png', 'CreatisLogo.xpm', 'README', and 'builtwithwx.png'. Below the file list, the 'Latest revisions' section displays a table of recent commits by Jean-Charles BERTIN, with the most recent commit (a8cb985e) selected. A 'View differences' button is visible below the revisions table. The footer indicates the page is powered by Redmine and also available in Atom format.

Home My page Projects Help Logged in as **mouton** My account Sign out

## OsiriX Plug-in » inTag

Search:  » inTag

[Overview](#) [Activity](#) [Roadmap](#) [Issues](#) [New issue](#) [Gantt](#) [Calendar](#) [News](#) [Documents](#) [Wiki](#) [Files](#) [Repository](#) [Settings](#)

**root @ master** [Statistics](#) | Branch: **master** | Tag:  | Revision:

Name		Size
OsiriXPlugin		
wxInTag.skel		
.gitignore		162 Bytes
AxinoeLogo.xpm		23 KB
CMakeLists.txt		2.98 KB
CreatisLogo.png		4.99 KB
CreatisLogo.xpm		22.9 KB
README		10 KB
builtwithwx.png		2.7 KB

### Latest revisions

#	Date	Author	Comment
<a href="#">a8cb985e</a>	05/24/2012 02:18 am	Jean-Charles BERTIN	Added parameters to debug save panel.
<a href="#">ee1a20c5</a>	05/24/2012 02:17 am	Jean-Charles BERTIN	Added inTag to saved parameters.
<a href="#">3f71b14d</a>	05/24/2012 01:45 am	Jean-Charles BERTIN	Make wxInTag target optional.
<a href="#">c5f77ff4</a>	05/24/2012 01:44 am	Jean-Charles BERTIN	Fixed compilation warning.
<a href="#">8214dea9</a>	05/23/2012 08:44 pm	Jean-Charles BERTIN	Use Alternate key to access debug save panel.
<a href="#">153fa0ba</a>	05/23/2012 08:30 pm	Jean-Charles BERTIN	Minor cleanup.
<a href="#">30343549</a>	05/23/2012 08:27 pm	Jean-Charles BERTIN	Added Wait.h file.
<a href="#">37e03b5f</a>	05/23/2012 08:25 pm	Jean-Charles BERTIN	Added slices versioning.
<a href="#">2d74de58</a>	05/23/2012 08:25 pm	Jean-Charles BERTIN	First import.
<a href="#">83305de5</a>	05/23/2012 08:25 pm	Jean-Charles BERTIN	Added recalculation of initial results with warping algorithm.

[View differences](#)

[View all revisions](#) | [View revisions](#)

Also available in: [Atom](#)

Powered by [Redmine](#) © 2006-2013 Jean-Philippe Lang

# Exemples de forges

## Exemple : Tuleap – Agile dashboard

The screenshot displays the Tuleap Agile dashboard interface. On the left is a dark sidebar with navigation options: Admin, Agile Dashboard, Current Sprint, Git, Mediawiki, Files, and Trackers. The main content area is titled 'Admin' and is divided into two columns. The left column, 'To be planned', lists items with details such as bug numbers, titles, assignees, severity levels, and submission dates. The right column, 'Milestones', shows release versions (2.2 and 2.1) with their respective dates and planned status. Below the milestones, there are sections for 'Capacity' and 'Initial effort', followed by a list of items with their titles, assignees, severity, and submission dates. The bottom of the dashboard shows a list of stories with their titles, descriptions, and point values.

**To be planned**

- bugs #1290 - Fatal error while linking people to a meeting room  
Assigned to: Linda Smith (LSmith)  
Severity: Critical impact  
Submitted on: a month ago  
Submitted by: Helen Tiburi (HTiburi)
- bugs #1292 - Warning on creating a new meeting's topic  
Assigned to: [User]  
Severity: Low impact  
Submitted on: a month ago  
Submitted by: Alice Regalio (aregalio)
- bugs #1288 - Take long time to make me enter a meeting room  
Assigned to: [User]  
Severity: Low impact  
Submitted on: a month ago  
Submitted by: Massimo Rodriguez (mrodriguez)
- story #1258 - declined an invitation to join the meeting  
Prepare a meeting  
Status: Todo  
1 pt
- story #1276 - Cancel a meeting area  
2 pts

**Milestones**

- 2.2 Dec 18, 2016 → Jan 16, 2017 Planned
- 2.1 Oct 30, 2016 → Dec 12, 2016 Planned

Capacity: 20 Initial effort: 11

- bugs #1286 - Do not receive email invitations  
Assigned to: Alice Regalio (aregalio)  
Severity: Critical impact  
Submitted on: a month ago  
Submitted by: Massimo Rodriguez (mrodriguez)
- bugs #1287 - Do not save meeting options  
Assigned to: Richard Cover (Richard)  
Severity: Major impact  
Submitted on: a month ago  
Submitted by: Massimo Rodriguez (mrodriguez)
- story #1261 - vote for an idea in the shared Box Idea  
Basic brainstorming  
Status: Todo  
3 pts
- story #1262 - make searches in the Box Ideas  
Basic brainstorming  
5 pts

# Exemples de forges

## Exemple : Tuleap au LaMCoS

https://lamcosplm.insa-lyon.fr

Aide Plus Se connecter Nouveau compte

LaMCoS Unité Mixte de Recherche 5259

CNRS INSA UNIVERSITÉ DE LYON INSTITUT CARNOT Ingénierie@Lyon

Laboratoire de Mécanique des Contacts et des Structures

Avec cette plateforme LaMCoSPLM, gérez vos collaborations et projets scientifiques. Venez planifier, suivre, développer & collaborer sur vos projets : développement logiciels, rédaction de documents, conception et gestion de vos dispositifs expérimentaux.

### Dernières actualités

[Ouverture de la plateforme](#)

La nouvelle plateforme de travail collaboratif du LaMCoS est ouverte depuis le 1er juillet 2016...

— Administrateur (admin) il y a 9 mois · Administration Project

**87**  
Projets

**93**  
Utilisateurs

### Connexion

Nom d'utilisateur

Mot de passe

Connexion

Oups, j'ai oublié mon mot de passe

ou

Pas encore membre ? [Créer un compte](#)

<https://lamcosplm.insa-lyon.fr/>

# Où héberger mon code?

---



# Quelle forge choisir?

Choix nécessairement fait en **concertation avec votre direction** (du laboratoire, de l'université ...) : choix technique mais aussi aspects stratégiques et d'image.

- Quelles sont les **directives** de nos tutelles ?
- S'assurer des **services rendus** par la forge, pas uniquement sur les outils techniques disponibles mais aussi sur l'équipe en place pour la gérer, à la garantie de service, aux délais de réponse ...
- S'assurer de la **pérennité** de la forge (un gros projet est très difficile à migrer).
- Si le développement comprend d'autres partenaires (industriels, européens ...) il est évident que le choix va être guidé par l'**ensemble de ces partenaires**.
- **Aspects communautaires** : Les forges correspondent généralement à une communauté (métier ...) avec des processus et des outils adaptés à ces pratiques : choisir plutôt un environnement proche.

D'après V. Louvet (ICJ / Calcul)

# Aucune des forges existantes ne répond à mon besoin !

---

2 options :

- Installer un logiciel complet de forge au sein de son laboratoire : pas très raisonnable compte tenu de la complexité et du temps d'administration nécessaire.
- N'installer **unitairement** que les logiciels nécessaires :
  - outils de gestion de version,
  - outils de suivi de bugs et de tâches,
  - outil de communication.

Faites du lobbying pour la mise à disposition d'une forge répondant à tous les besoins de notre communauté !

D'après V. Louvet (ICJ / Calcul)

# Conclusions : Une forge, un outil essentiel !

---

- Pour le **développeur** : gestion de code, gestion de configuration, outils de reconstruction automatique, plate-forme de diffusion de son logiciel, listes électroniques, forums, gestion des bugs et demandes de modification, ...
- Pour la **communauté** : connaissance des projets en cours, des compétences, des technologies émergentes, ...
- Pour les **tutelles** : visibilité, tableau de bord des activités de développement de logiciel, image du dynamisme de la production logiciel de l'organisme

D'après V. Louvet (ICJ / Calcul)

# Perspectives ?

---

Cependant ...

Les forges existantes **ne répondent pas forcément à tous les besoins des membres de la communauté ESR.**

Les contraintes :

- **appartenance ou collaboration** avec un organisme
- logiciels sous **licence libre**

peuvent être **rédhibitoires** !

Que peut-on faire quand :

- le besoin de **confidentialité/sécurité** est fort (ex jeu de tests avec infos personnelles/médicales, possibilité de brevet associé, coopération industrielle, ...),
- le logiciel n'est **pas sous licence libre**,
- on n'appartient **pas à une tutelle** qui propose le service ...

D'après V. Louvet (ICJ / Calcul)

# Un moment pour échanger !

---

Et vous, **vous faites comment** pour collaborer ?!?

- Pas de forge ?
- Quelle forge ?
- Quelle utilisation ?

Vos pratiques ?

Vos retours d'expérience ?

Des erreurs à ne pas faire / des conseils ?

Des compléments à ma présentation ?